

XPACE



INTRODUCTION

X-PACE was born from the constructive solution developed for the K-ROC, a range of elements that allows us to create customizable iconic references, of high recreational and architectural value, creating a differentiating element, unique in the market for many reasons.



SELLING POINTS

- **Prescription Success** = Differentiating Element, with Exclusive and Elegant Design and that adapts to All Types of Environments and Projects
- **Customizable Finishes** = Different Options for Structures and Enclosures
- **Technically Unbeatable** = Modular and Patented Construction System, it is Manufactured in Recycled and Recyclable Materials, with Cost-effective and Easy Assembly










SIMPLE X-SPACE

Raised nodes element inspired by a modular space station.

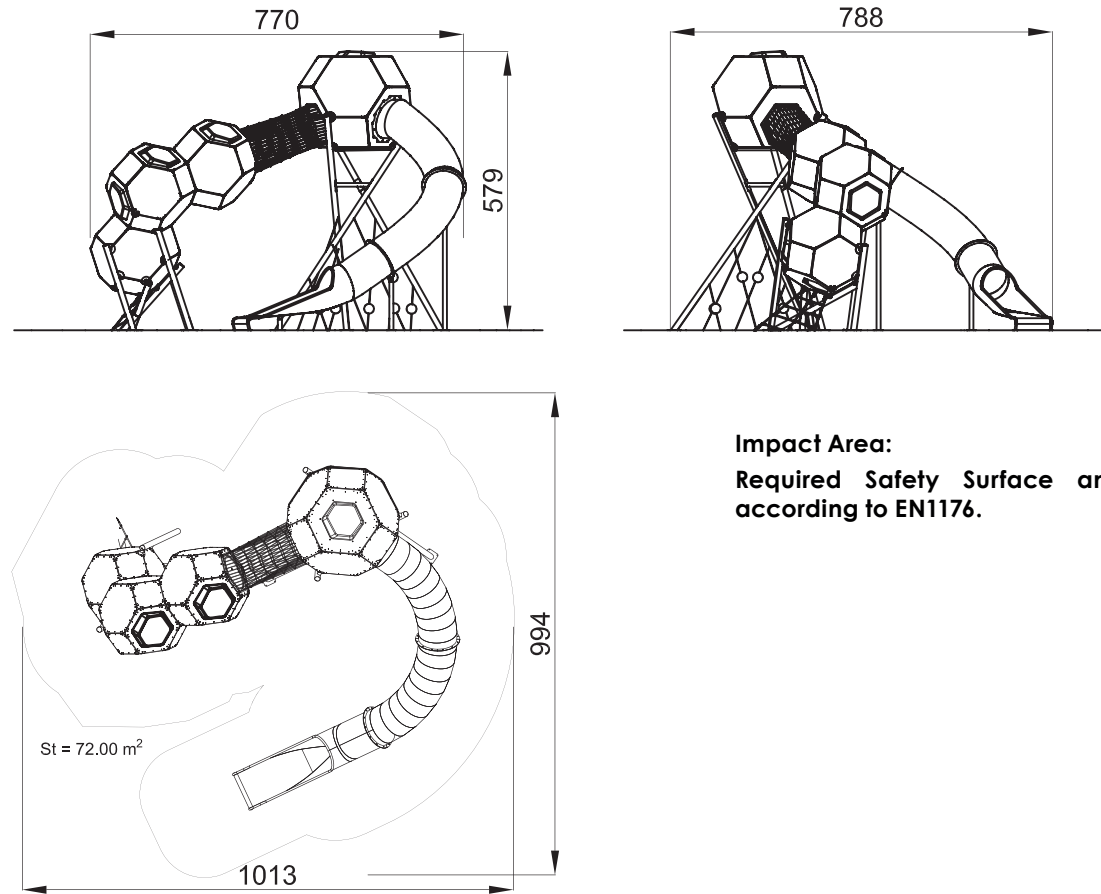
It has polycarbonate windows that allow children to see inside, a section of stainless steel mesh tunnel that will challenge the vertigo of the little ones and a 3.25m high slide.



Simple X-PACE: from 4 to 14 years old. 17 users. 120 cm HIC. Slide at 3.25 m. It has 3 small polyhedrons, 1 large polyhedron, 1 net mesh, 1 stainless steel rod tunnel, 1 slide.

GENERAL DIMENSIONS

TOLERANCES $\pm 3\%$



Impact Area:

Required Safety Surface and Floor Coverings according to EN1176.

Scale 1:15

Unit of measurement: cm

DOBLE X-PACE



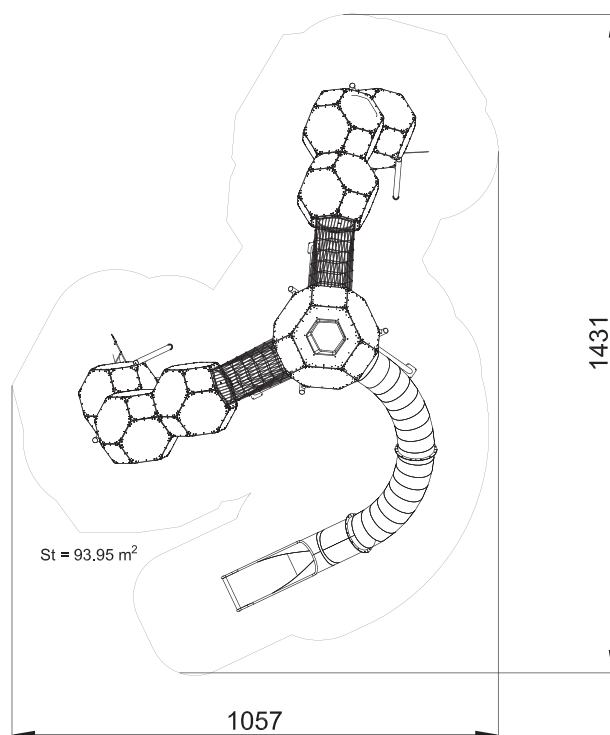
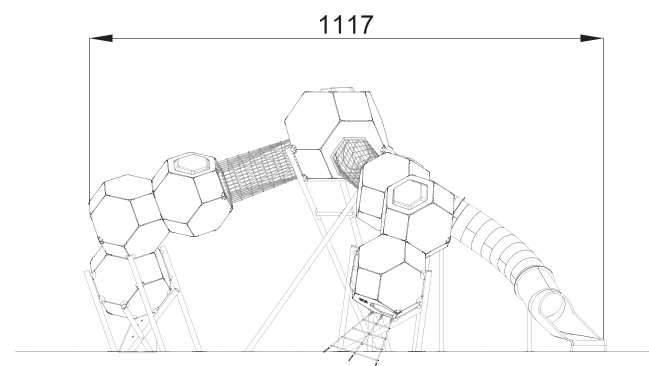
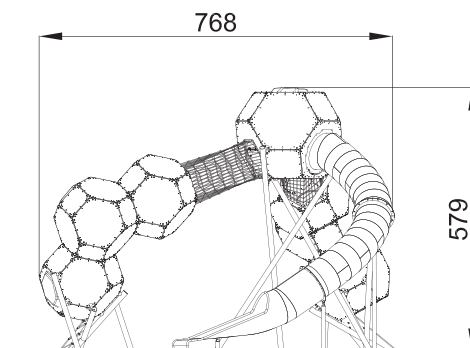
The double version of X-PACE enhances the concept of weightlessness. Its suspended nodes and its two transparent stainless steel mesh tunnels will make children feel as they are in a space station or a lunar module.



Doble X-PACE: from 4 to 14 years old. 19 users. 120 cm drop height. Slide at 3.25 m. It has 6 small polyhedrons, 1 large polyhedron, 1 net mesh, 1 access climbing wall, 2 stainless steel rod tunnels, 1 slide.

GENERAL DIMENSIONS

TOLERANCES $\pm 3\%$



Impact Area:

Required Safety Surface and Floor Coverings according to EN1176.

Scale 1:15

Unit of measurement: cm

MAXI X-PACE




The maxi version of X-PACE refers us back to a lunar camp, a space city where children can take multiple routes and enjoy its two large tubular slides to return to earth.



Maxi X-PACE: from 4 to 14 years old. 30 users. Slides at 3.25 m. It has 9 small polyhedrons, 2 large polyhedrons, 2 mesh nets, 1 access climbing wall, 3 stainless steel rod tunnels, 2 slides.

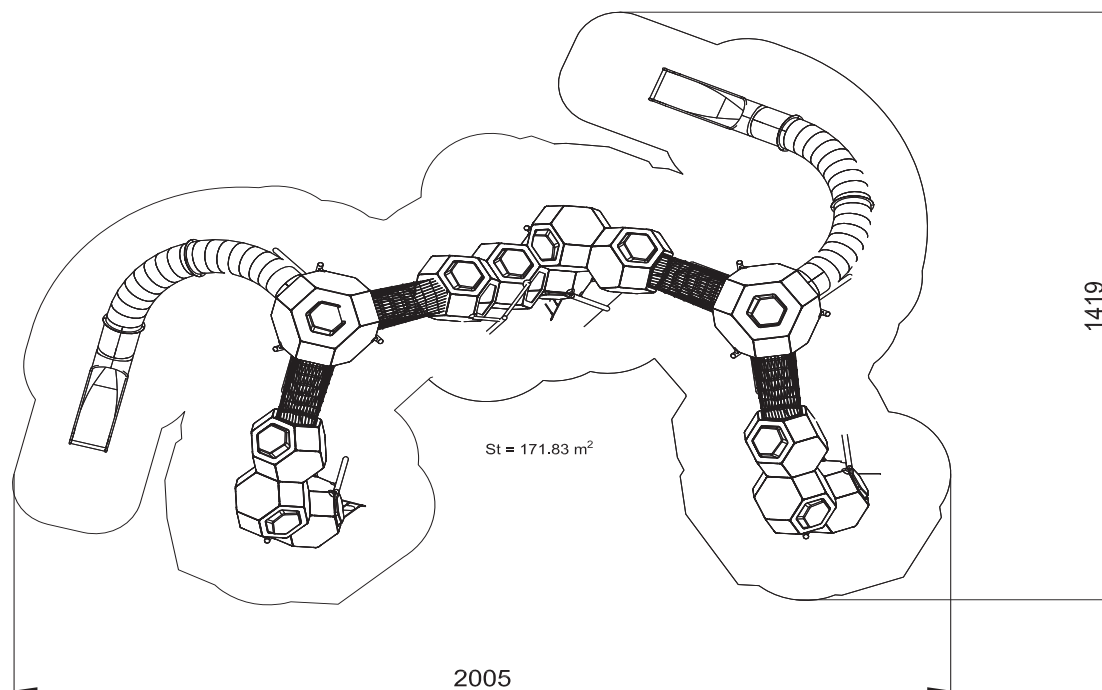
GENERAL DIMENSIONS

TOLERANCES $\pm 3\%$



Impact Area:

Required Safety Surface and Floor Coverings according to EN1176.



Scale 1:15

Unit of measurement: cm

MINI X-PACE

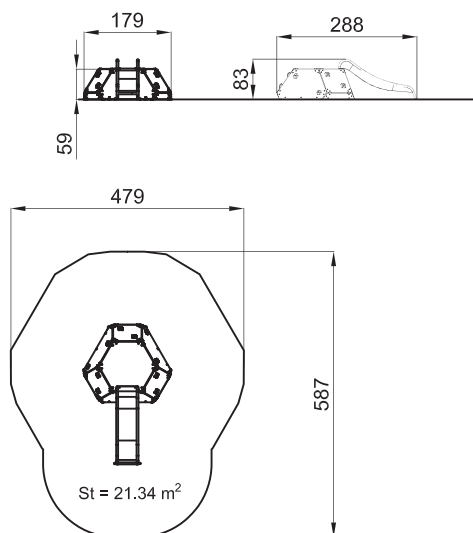
Version for younger children. It has a stainless steel slide less than 0.6 m high and climbing sides to access it.



Mini X-PACE: from 1 to 5 years old. 7 users. Slide at 0.59 m. It has 1 small polyhedron, 1 slide.

GENERAL DIMENSIONS

TOLERANCES $\pm 3\%$



Impact Area:

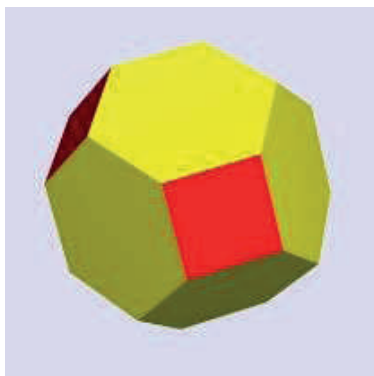
Required Safety Surface and Floor Coverings according to EN1176.

Scale 1:15

Unit of measurement: cm

CONCEPT X-PACE

Play structures for children over 4 years old, designed from stacking and combining pure geometric shapes. The geometric figure on which the X-PACE concept pivots is the truncated octahedron, one of 13 Archimedean solids that are uniform convex polyhedra composed of regular polygons that meet at identical vertices; specifically, the truncated octahedron consists of 14 faces (8 hexagons and 6 squares) with 36 edges, whose singularity consists in the fact that it is the only semiregular polyhedron that can fill the space by repeating itself. This particularity opens up a range of infinite design possibilities, which has materialized in this range in the form of various combinations.



TRUNCATED OCTAHEDRONS:

The main structure of each polyhedron is formed by solid cast aluminum vertices/connectors, edges of the polyhedron formed by stainless steel tubes. AISI 304 with a D20x1.5 mm section and intermediate polyamide bushings that allow a smooth connection without play. With these three elements, and scaling the edges, the different sizes of polyhedron are achieved: the smallest octahedron has an edge of approx. 600 mm and a height of 1508 mm and the largest of 750 mm and a height of 1885 mm.



ALUMINUM CONNECTOR:

It is made of aluminum alloy with total resistance to corrosion and great structural resistance. It presents a flat surface where the board fits perfectly and a reduction in the 3 edges for the coupling of the tubes.



ADJUSTING SLEEVE:

It allows, firstly, a perfect fit between aluminum connectors and edges/tubes, so that the main structure is assembled without the need for any tool of union, only by pressure; and secondly, it completely isolates the edge and connector so that there is no direct metal-to-metal contact, thus avoiding the appearance of looseness or undesirable noise.

EDGE:

In AISI 304 stainless steel tube with 20x1.5 mm satin finish, edges give the element of great resistance to compression pressure, avoiding undesirable openings that can be generated in unions between mitered boards, doing the times corner piece, at the same time that it provides the whole of a high quality finish.




STAINLESS STEEL BOLTS:

All the screws in stainless steel.



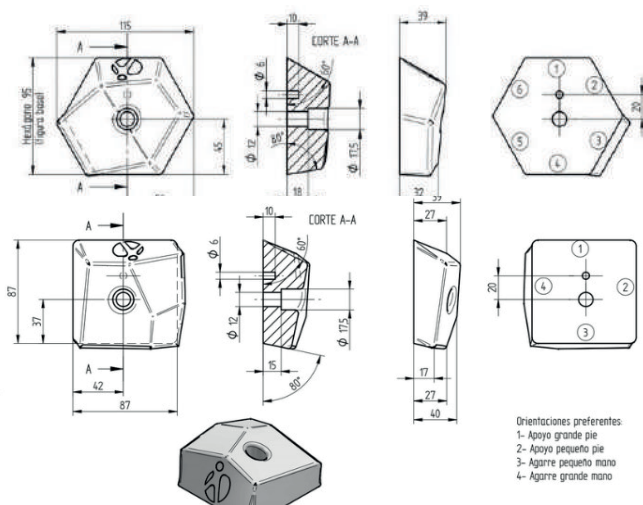

POLYETHYLENE PANELS:

They are made of HDPE board, with 85% recycled/recovered material and 100% recyclable. Two types of board, one for the walkable areas with a non-slip rubbery surface layer and another with a conventional fine textured finish. The panels are mitered with a concave milling that fits snugly against the edge tube.



POLYURETHANE RESIN HOLDS:

Two models of size M holds have been designed and manufactured, certified according to EN1176 standards and the specific standard for climbing walls UNE-EN 12572. Its design allows its installation with different orientations (according to instructions), so that foot and hand grips are generated with different climbing difficulties.



METALLIC SUPPORTS:

The truncated octahedral structures are supported in the air, appearing to be levitating, using tripods and supports made of S235JR steel tube with a circular section D114x3.6 mm. The anticorrosion treatment system consists of a C5M scheme suitable for environments with a high degree of corrosion (marine) and with an estimated high duration of more than 15 years, according to ISO 12944-2.



TUNNEL OF RODS:

It is the tunnel that allows ascending access from the first block of grouped octahedrons to the largest octahedron located at a higher level. It is made of D10mm AISI304 stainless steel rod, it has the shape of a twisted hexagonal pyramid with an edge of 500mm and a length of 1750mm. Thus, the inscribed circle is 1000mm and the distance between parallel faces approx. 860mm. The mesh size complies with the provisions of EN1176-1 to avoid probe entrapment.




TUBULAR SLIDE:

Tubular slide 4 meters high and 790 mm wide, with a right-hand curve, made of 2-mm-thick AISI 304 stainless steel sheet, with a 2B finish on both sides, and automated laser welding at the joints, which allows joints without protruding seam, total absence of pores and does not require final revision of the seam. It is a modular element, divided into 3 modules that can be assembled by means of a bolted connection, which allows for easier installation, with conventional lifting devices. The exit slide has protection edge made of 40x2 mm AISI 304 stainless steel tube, 2B finish. Vertical supports are made of stainless steel tube AISI 304L section 80x3 mm. Screws are made of A2 and A4 stainless steel and galvanized steel, with polyamide protectors in those joints where necessary. The structure is completed with the assembly of 3 vertical supports located at different heights, also made of AISI 304 stainless steel with a D84x2 mm section.



NETS AND ROPES:

The access and interiors nets of the element are made of braided multifilament ropes, covered with polyamide with a diameter of 18 mm. Its inner core are made of galvanized steel or textile cable depending on the requirements of each rope. Its connectors and sockets have aluminum terminals and stainless steel screws for greater protection against environmental corrosion.



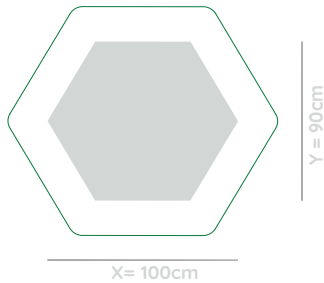
BASIC CUSTOMIZATION INCLUDED IN RETAIL PRICE:

- Selection of three color alternatives in the metallic structure (A).
- Selection of five color alternatives in the HDPE cladding panels (B) (fixed base color light gray RAL7035 (C)).
- Below is a table with the proposed combinations:



	RAL 2008	RAL 6018	RAL 1032	RAL 5017	RAL 9005
RAL 9006	01	02	03	04	05
RAL 1033	—	—	06	07	08
RAL 3011	—	—	—	—	09

- Personalization of the hexagonal panel of the main large polyhedron with text and shield/town hall logo / shopping center...



01




02



03



04



05



06



07



08



09



For other customizations, please consult us.





www.galopinplaygrounds.com

SÍGUENOS EN

